

# Baldwin MTDS-139

66" x 34.5" x 22"

## GENERAL SPECIFICATIONS:

<b>Tub Size</b>	66" x 34.5" x 22"
<b>Bathing Well</b>	length: 61.25" top / 46.5" bottom width: 29.5" top / 26" bottom
<b>Soaker Weight</b>	100 lbs / 45.36 kg
<b>Average Fill</b>	60 gal to above jet level
<b>Maximum Fill</b>	120 gal to overflow
<b>Undermountable</b>	Yes

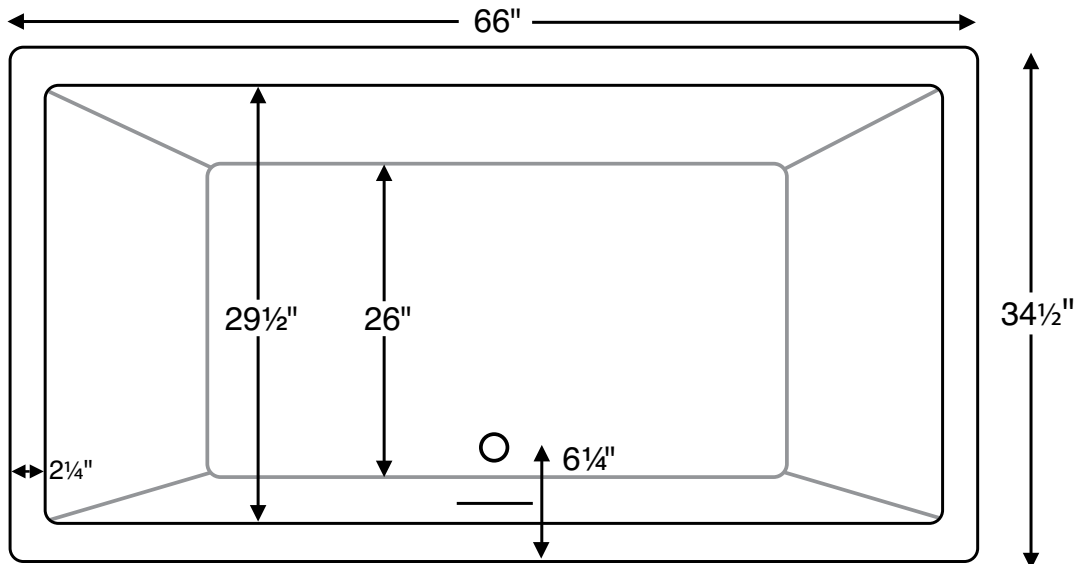
NOTE: Filling this tub to the maximum may require an above average size or dedicated water heater.

## ELECTRICAL SPECIFICATIONS:

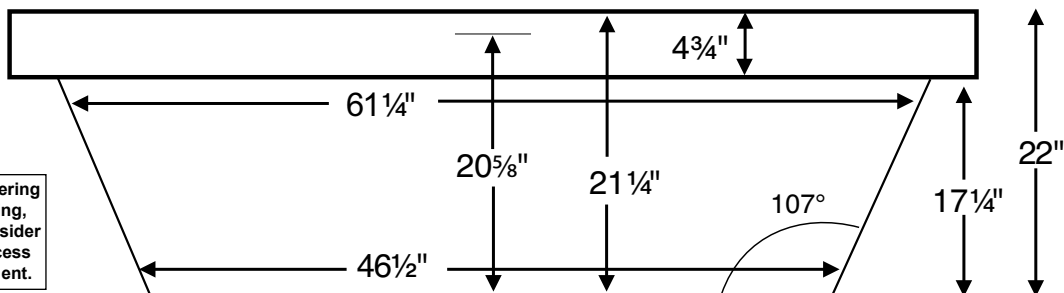
<b>Required Electrical Service</b>	110 Volt
<b>Air Bath or Aria Elite Bath</b>	1-15 amp GFCI

CSA Certified C/US; NAHB Certified; ANSI Z124.1 for plastic tubs and ANSI 112.19.7 for whirlpool components.

NOTE: See electrical specifications page for electrical requirements of options.



Wall mounted fixtures may be necessary due to the narrow flange. Baldwin features a slot-style overflow and includes a toe-tap drain kit.

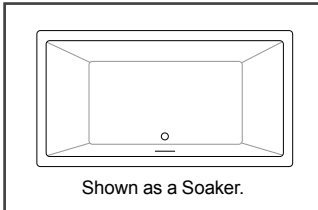


Before ordering or installing, please consider future access to equipment.

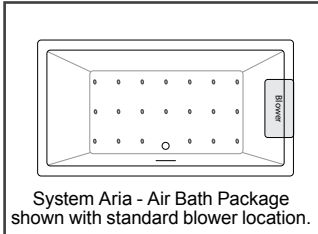
**IMPORTANT:** If you are planning to use a glass enclosure, MTI must be advised when ordering for possible relocation of controls.

**INSTALLATION:** Add bedding compound to fully level and support bottom of tub. Skirting and/or pre-leveled frame will increase standard tub height up to 3". All tubs with pre-leveled foam base are designed to rest on the floor without additional bedding compound and will add approximately 2-3" to standard tub height. Please measure tub on-site before building tub decking. Measurements are  $\pm 1/2"$  and are subject to change without notice. Measurements herein supersede all others published prior to publication date shown below. Suction and control locations may vary. Specifications and configurations are subject to change without notice.

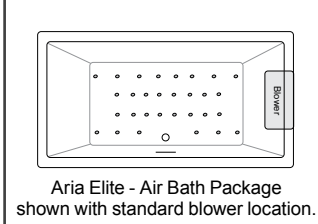




Soaker	
<p><b>Soaker</b> Soaker with integrated overflow and Toe-Tap drain kit included in Chrome</p>	
<b>Part # S139</b>	<b>\$2,569</b>



Air Bath Packages	
<p><b>System Aria Bath</b> 20 air jets, heated air blower, pre-leveled foam base*, integrated overflow and Toe-Tap drain kit included in Chrome</p>	
<b>Part # AST139</b>	<b>\$5,130</b>



<p><b>Aria Elite Bath</b> 30 air jets, heated air blower, Chromatherapy using 2 LED lights, pre-leveled foam base*, integrated overflow and Toe-Tap drain kit included in Chrome</p>	
<b>Part # AE139</b>	<b>\$6,738</b>

*NOTE: Above jet placements for illustration only.*

*\* Foam base adds 2-3" to overall tub height.*

**TUB OPTIONS**

- Colors  
White (CWH), Bone (CBN), Biscuit (CBS), Almond (CAL)  
Color Upgrade - See p. D-1 for available colors
- Quick Ship/Priority. (QSPRI) Call for availability.

**COMPLEMENTARY THERAPIES**

- Thermaltherapy (see p. D-3)  
Radiance® (RAD100) \$999
- Chromatherapy: Digitally controlled LED lighting (LE) (see p. D-5) \$499
- Audiotherapy: Stereo H<sub>2</sub>O® (STEREOH2O) (see p. D-6) \$999

**ACCESSORIES & HARDWARE**

- Virtual Spout (FPMJ) (see p. D-8) \$212
- Grab Bars (*Other finishes available see p. D-9*) \$221  
*Acrylic Grab Bars, Curved 9" (set of 2):*  
 White (GBCW); Bone (GBCB); Almond (GBCAL); Biscuit (GBCBS)
- *Metal Grab Bars, Modern Straight (one 12" on back wall of tub):* \$251  
 Chrome (GBMS12C); Brushed Nickel (GBMS12BN)
- *Metal Grab Bars, Curved 9" (set of 2):* \$251  
 Chrome (GBMCC); Brushed Nickel (GBMCCBN);
- Drain & Overflow Kits (*Other finishes available see p. D-10*)  
 Toe-Tap - Chrome (WOTTC) STD  
 Toe-Tap - Brushed Nickel Upcharge (WOTTBN) \$22  
 Toe-Tap - Special Finish Upcharge (WOTTSF) \$210
- Textured Non-Slip Bottom (TXTBTM) meets ASTM F-462-1994 \$63
- Pillows: various shapes and sizes (see p. D-13) From \$110

**INSTALLATION AIDS**

- Tile Flange - must specify RH or LH drain \$168  
 Factory-Installed 3 sides - rigid ABS (TFK3)  
 Field-Installed 3 sides - rigid ABS (TFKNI) \$82
- Pre-Leveled Foam Base (PLFOAM) (see p. D-27) \$143

**RECOMMENDED ADDITIONAL PRODUCTS**

- **Teak Accessories** (See Sec. E)  
 • Teak Bath Mat (TK-MAT3018) (custom sizes also available)

\$329