



Designer Collection Tubs
Model # 143

Kahlo 4

66" x 36" x 22"

GENERAL SPECIFICATIONS:

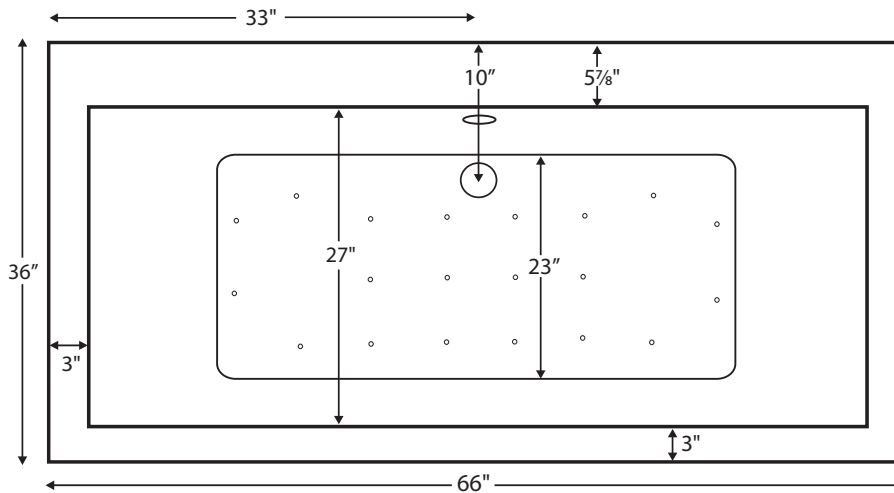
Material - Acrylic

Installation - Freestanding

Soaker Weight - 165 lbs / 75 kg

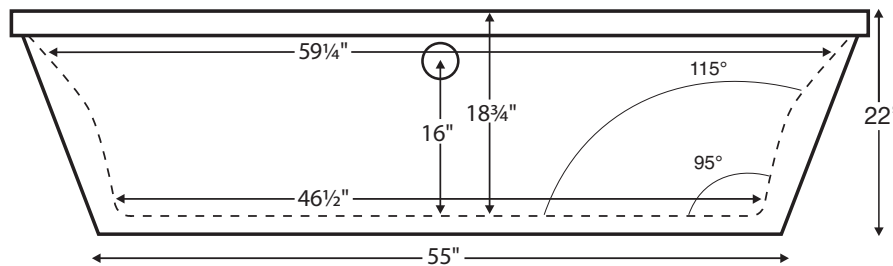
Maximum Fill - 85 gal to overflow

NOTE: Filling this tub to the maximum may require an above average size or dedicated water heater.



Features a 5 7/8"-wide deck surface on one side, 4 7/8" of which is flat, for mounting faucetry.

The tub features an integrated overflow and will allow for the faucetry to be mounted centered on the tub deck. A round overflow with toe-tap drain in chrome is included standard, a Slim-Line overflow is available as an option.



| ELECTRICAL COMPONENTS & SPECIFICATIONS | | |
|--|------------------------------|----------|
| Required Electrical Service - 110 Volt | | |
| Hydrotherapy Package | Components Included | GFCI |
| Air Massage | heated blower | 1-15 amp |
| Air Massage Elite | heated blower, chromatherapy | 1-15 amp |
| For electrical requirements of tub options, see specific options specs CSA Certified C/US; ANSI Z124.1 for plastic tubs and ANSI 112.19.7 for whirlpool components. | | |

See the "Designer Collection Tubs Installation & Operation Manual" included with tub delivery or go to: mtibaths.com/support/installation for all the information necessary to install and operate the tub.




MTI's Customer Service Department is available Monday-Friday 8am-6pm EST at 800-783-8827 or customerservice@mtibaths.com to answer any questions pertaining to ordering or installation.

CSA # MTDS-143
Effective 092118

IMPORTANT ORDERING & INSTALLATION INFORMATION:

- Before ordering or installing, please consider future access to equipment.
- This freestanding tub comes equipped with an access panel on the drain side (shown to the right) for installation of faucetry. If the tub will be viewable from all angles, MTI will upon request eliminate the access panel. Please note, installation will be slightly more difficult.
- When ordering an air bath, the air blower must be remote mounted.
- If tub is equipped with Chromatherapy, the control box must be remote mounted.
- Specifications and configurations are subject to change without notice.
- Measurements are ±1/2" and are subject to change without notice.
- Measurements herein supersede all others published prior to publication date shown below.



| Hydrotherapy Packages | Package Contents | Part # | MSRP |
|---|--|---------------|----------------|
|  Soaker | Soaking bath - no jets; includes a pre-leveled foam base and a factory-installed round integrated overflow with toe-tap drain kit in chrome. | S143 | \$4,275 |
|  Air Massage | 20 air jets, heated air blower, pre-leveled foam base and a round integrated overflow with toe-tap drain kit in chrome. Blower and control boxes must be remote located. | AST143 | \$6,975 |
|  Air Massage Elite | 30 air jets, heated air blower, Chromatherapy LED lighting, Spa Mode, pre-leveled foam base and a round integrated overflow with toe-tap drain kit in chrome. Blower and control boxes must be remote located. | AE143 | \$8,635 |

Lead Time - Soakers and Air Bath Packages - 7 business days

Premium Options

NOTE: part codes for all options listed in parenthesis.

Radiance - integrated tub shell heating system (RAD100) **\$1,050**

Chromatherapy - Included in some hydrotherapy packages underwater LED lighting (LE) **\$590**

Stereo H₂O - Standard System - includes 4 integrated audio transducers with leads to connect to an external audio source (STEREOH202) **\$1,100**

Bluetooth System - integrated Bluetooth system allows you to directly connect to an applicable device (STEREOBT) **\$1,200**

Standard Options

Standard Colors: White (CWH), Bone (CBN), Biscuit (CBS)
Color Upgrade: (COL3) **\$855**, please call for availability of special colors

Quick Ship - reduces lead time - please call for availability (QSPRI) **\$370**

Textured, Slip-Resistant Bottom - meets ASTM F-462-1994 (TXBTM) **\$75**

Virtual Spout - high-flow integrated tub filler (FPMJ) **\$300**

Accessories & Hardware for All Packages

Floor-Mounted High-Flow Tub Filler - two designs available

Contemporary -

Chrome (FILLC) **\$1,995**

Brushed Nickel (FILLBN) **\$2,155**

Traditional -

Chrome (FILLTC) **\$1,995**

Brushed Nickel (FILLTBN) **\$2,155**

Drain Kits - other finishes also available

Toe-Tap with Round Integrated Overflow

Chrome (RIOC) included with tub standard

Or choose from:

Brushed Nickel (RIOBN), Polished Nickel (RIOPN),
or White (RIOWH)

Toe-Tap with Slim-Line Integrated Overflow

Choose from: Chrome (SLOTIOC), Brushed Nickel (SLOTIOBN),
Polished Nickel (SLOTIOPN) or White (SLOTIOWH) - **No Charge**

Decorative Towel Bar -

Chrome (CHTOWEL) **\$505**

Brushed Nickel (BNTOWEL) **\$505**

Concealed Blower Box -

Oak (BBOAK) **\$895**

Cherry (BBCH) **\$895**

Maple (BBMAP) **\$895**

Grab Bars - 9" Curved, set of 2

Acrylic - color-matched with tub

standard colors only (GB) **\$290**

Metal - Chrome (GBMCC), Brushed Nickel (GBMCCBN) **\$320**

Pillows - from **\$120** see pillows spec at:

mtibaths.com/wp-content/uploads/2016/11/options-pillows.pdf

Teak Tub Tray - Slatted (TK-TRAY1) or Solid (TK-TRAY2) **\$395**

Teak Bath Mat (TK-MAT3018) **\$410** custom sizes also available



Inside view of tub.

