



Designer Collection Tubs
Model # 145

Normandy 2

66" x 35.75" x 22.625"

GENERAL SPECIFICATIONS:

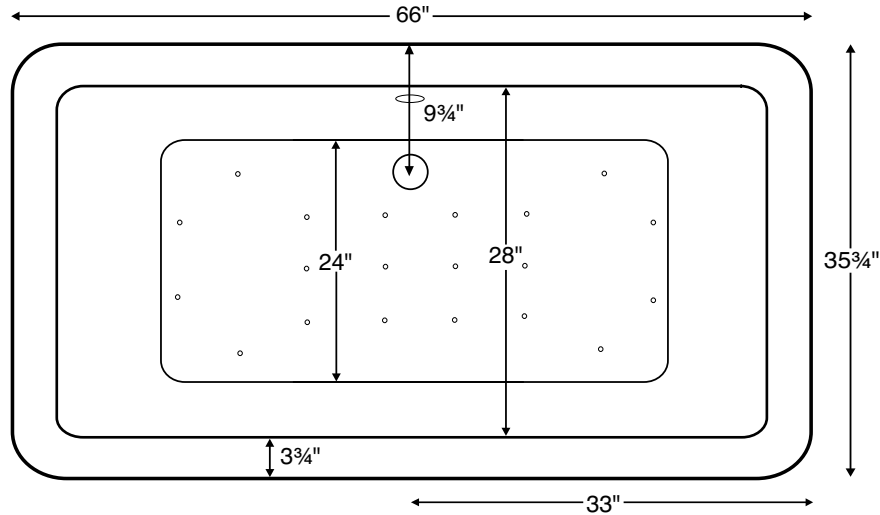
Material - Acrylic

Installation - Freestanding

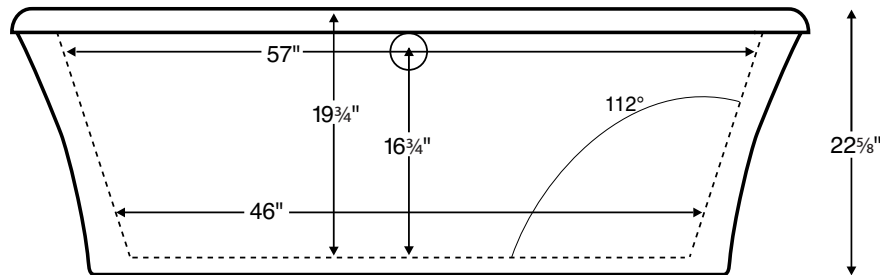
Soaker Weight - 121 lbs / 55 kg

Maximum Fill - 87 gal to overflow

NOTE: Filling this tub to the maximum may require an above average size or dedicated water heater.



Requires use of a wall-mounted or freestanding tub filler. The drain and overflow assembly is concealed between the walls of the tub, eliminating the need for an exposed drain kit. Shown with Air Massage Package.



ELECTRICAL COMPONENTS & SPECIFICATIONS

Required Electrical Service - 110 Volt

Hydrotherapy Package	Components Included	GFCI
Air Massage	heated blower	1-15 amp
Air Massage Elite	heated blower, chromatherapy	1-15 amp

For electrical requirements of tub options, see specific options specs
CSA Certified C/US; ANSI Z124.1 for plastic tubs and ANSI 112.19.7 for whirlpool components.

See the "Designer Collection Tubs Installation & Operation Manual" included with tub delivery or go to: mtibaths.com/support/installation for all the information necessary to install and operate the tub.




MTI's Customer Service Department is available Monday-Friday 8am-6pm EST at 800-783-8827 or customerservice@mtibaths.com to answer any questions pertaining to ordering or installation.

CSA # MTDS-145
Effective 010119

IMPORTANT ORDERING & INSTALLATION INFORMATION:

- Before ordering or installing, please consider future access to equipment.
- This tub has an extruded area on the drain side with a removable access panel for installation of waste and overflow kit (see image to the right). If the tub is ordered without the removable panel, the extruded area will still be visible and cannot be eliminated. Installation will be more difficult without the access panel.
- When ordering an air bath, the air blower must be remote mounted.
- If tub is equipped with Chromatherapy, the control box must be remote mounted.
- Specifications and configurations are subject to change without notice.
- Measurements are ±1/2" and are subject to change without notice.
- Measurements herein supersede all others published prior to publication date shown below.



Hydrotherapy Packages	Package Contents	Part #	MSRP
 Soaker	Soaking bath - no jets. Soaking bath - no jets; includes a pre-leveled foam base.	S145	\$4,640
 Air Massage	20 air jets, heated air blower, pre-leveled foam base. Blower and control boxes must be remote located.	AST145	\$7,455
 Air Massage Elite	30 air jets, heated air blower, Chromatherapy LED lighting, Spa Mode, pre-leveled foam base. Blower and control boxes must be remote located.	AE145	\$9,185

Lead Time - Soakers and Air Bath Packages - 7 business days

Premium Options

NOTE: part codes for all options listed in parenthesis.

Radiance - integrated tub shell heating system (RAD100) **\$1,080**

Chromatherapy - Included in some hydrotherapy packages underwater LED lighting (LE) **\$610**

Stereo H₂O - Standard System - includes 4 integrated audio transducers with leads to connect to an external audio source (STEREOH202) **\$1,135**
Bluetooth System - integrated Bluetooth system allows you to directly connect to an applicable device (STEREOBT) **\$1,235**

Standard Options

Standard Colors: White (CWH), Bone (CBN), Biscuit (CBS)
Color Upgrade: (COL3) **\$880**, please call for availability of special colors

Quick Ship - reduces lead time - please call for availability (QSPRI) **\$380**

Textured, Slip-Resistant Bottom - meets ASTM F-462-1994 (TXBTM) **\$75**

Virtual Spout - high-flow integrated tub filler (FPMJ) **\$310**



Inside view of tub.

Accessories & Hardware for All Packages

Floor-Mounted High-Flow Tub Filler - two designs available

- Contemporary -
 - Chrome (FILLC) **\$2,055**
 - Brushed Nickel (FILLBN) **\$2,220**
- Traditional -
 - Chrome (FILLTC) **\$2,055**
 - Brushed Nickel (FILLTBN) **\$2,220**

Drain Kits - other finishes also available

Toe-Tap with Slim-Line Integrated Overflow

- Choose from: Chrome (SLOT), Brushed Nickel (SLOTBN), Polished Nickel (SLOTPN) or White (SLOTWH) **\$390**

Toe-Tap with Rectangular Overflow -

- Chrome (WOTRC) **\$285**
- Brushed Nickel (WOTRBN) **\$290**
- White (WOTRW) **\$290**

Toe-Tap with Round Overflow -

- Chrome (WOTTC) **\$285**
- Brushed Nickel (WOTTBN) **\$290**
- Polished Nickel (WOTTPN) **\$340**

Cable Driven -

- Chrome (WOCD) **\$315**
- Brushed Nickel (WOCDN) **\$385**
- Polished Nickel (WOCDPN) **\$515**
- Oil-Rubbed Bronze (WOCDOR) **\$515**

Lift & Turn -Chrome (WOC) **\$125**

- Brushed Nickel (WOBN) **\$225**

Decorative Towel Bar -

- Chrome (CHTOWEL) **\$520**
- Brushed Nickel (BNTOWEL) **\$520**

Concealed Blower Box -

- Oak (BBOAK) **\$920**
- Cherry (BBCH) **\$920**
- Maple (BBMAP) **\$920**

Grab Bars - 9" Curved, set of 2

- Acrylic - color-matched with tub standard colors only (GB) **\$300**
- Metal - Chrome (GBMCC), Brushed Nickel (GBMCCBN) **\$330**

Pillows - from **\$125** see pillows spec at:

mtibaths.com/wp-content/uploads/2016/11/options-pillows.pdf

Teak Tub Tray - Slatted (TK-TRAY1) or Solid (TK-TRAY2) **\$415**

Teak Bath Mat (TK-MAT3018) **\$430** custom sizes also available

