



DESIGNER COLLECTION TUBS
MODEL # 147

Olivia 1

66" x 36" x 23.5"

GENERAL SPECIFICATIONS:

Material - Acrylic

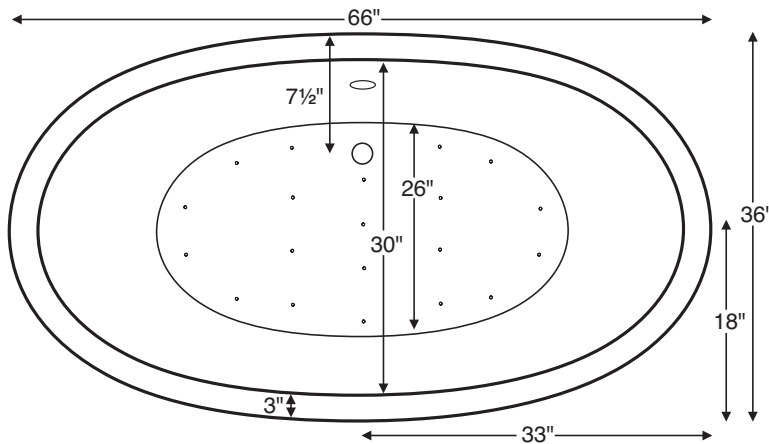
Installation - Freestanding

Not recommended as a tub / shower combination.

Soaker Weight - 200 lbs / 91 kg

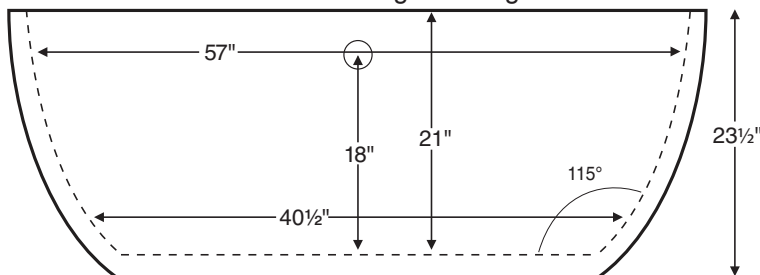
Maximum Fill - 87 gal to overflow

NOTE: Filling this tub to the maximum may require an above average size or dedicated water heater.



Requires use of a wall-mounted or freestanding tub filler. The drain and overflow assembly is concealed between the walls of the tub, eliminating the need for an exposed drain kit.

Shown with Air Massage Package.



IMPORTANT:
Must have access to the drain from underneath the tub for installation and servicing.

ELECTRICAL COMPONENTS & SPECIFICATIONS		
Required Electrical Service - 110 Volt		
Hydrotherapy Package	Components Included	GFCI
Air Massage	heated blower	1-15 amp
Air Massage Elite	heated blower, chromatherapy	1-15 amp
<i>For electrical requirements of tub options, see page C-2.</i>		
CSA Certified C/US; ANSI Z124.1 for plastic tubs and ANSI 112.19.7 for whirlpool components.		

IMPORTANT ORDERING & INSTALLATION INFORMATION:

- Before ordering or installing, please consider future access to equipment.
- When ordering an air bath, the air blower must be remote mounted.
- If tub is equipped with Chromatherapy, the control box must be remote mounted.
- There is no access panel installed on this tub. Must have access to drain from underneath the tub for installation and servicing.
- To facilitate the installation process, the overflow assembly is pre-installed at the factory. Toe-tap drain kit is included for on-site installation.
- Specifications and configurations are subject to change without notice.
- Measurements are $\pm 1/2$ " and are subject to change without notice.
- Measurements herein supersede all others published prior to publication date shown below.

See the "Designer Collection Tubs Installation & Operation Manual" included with tub delivery or go to mtibaths.com/support/installation_operation/manuals for all the information necessary to install and operate the tub.






MTI's Customer Service Department is available Monday-Friday 8am-6pm EST at 800-783-8827 or customerservice@mtibaths.com to answer any questions pertaining to ordering or installation.



Hydrotherapy Packages	Package Contents	Part #	MSRP
Soaker	Soaking bath - no jets; includes a pre-leveled foam base and a toe-tap drain kit in chrome	S147	\$8,070
Air Bath Packages	<i>Air Massage</i> 20 air jets, heated air blower, pre-leveled foam base; includes a toe-tap drain kit in chrome <i>Blower and / or control boxes must be remote located</i>	AST147	\$10,770
	<i>Air Massage Elite</i> 30 air jets, heated air blower, Chromatherapy LED lighting, Spa Mode, pre-leveled foam base; includes a toe-tap drain kit in chrome <i>Blower and / or control boxes must be remote located</i>	AE147	\$12,430

Lead Time - 20 business days (any configuration)

Premium Options	<i>NOTE: part codes for all options listed in parenthesis.</i>
Radiance - integrated tub shell heating system (RAD100) \$1,050 <i>see p. C-5</i>	
Chromatherapy - underwater LED lighting (LE) \$590 <i>see p. C-6</i>	
Standard Options	
Color: White (CWH) <i>Note: This tub is only available in white.</i>	
Textured, Slip-Resistant Bottom - meets ASTM F-462-1994 (TXBTM) \$75	
Accessories & Hardware	
Floor-Mounted High-Flow Tub Filler - <i>two designs available - see p. C-16</i> Contemporary - Chrome (FILLC) \$1,995 ; Brushed Nickel (FILLBN) \$2,155 Traditional - Chrome (FILLTC) \$1,995 ; Brushed Nickel (FILLTBN) \$2,155	
Toe Tap Drain Kit with Round Overflow - Chrome (included with tub) Note: Overflow is installed at factory due to limited accessibility. <i>Other finishes available for an upcharge:</i> Brushed Nickel (WOTTBNU) \$25 Polished Nickel (WOTTPNU) \$25 <i>This tub includes a complete drain kit in chrome finish. Above pricing represents finish upcharge ONLY. Contact MTI for pricing on drain kits sold separately.</i>	
Pillows - from \$120 <i>see p. C-14</i>	
Teak Tub Tray - Slatted (TK-TRAY1) or Solid (TK-TRAY2) \$395 <i>see p. C-15</i>	
Teak Bath Mat (TK-MAT3018) \$410 <i>custom sizes also available - see p. C-15</i>	

Options Information
<p>Radiance - Integrated tub surface heating system designed to warm the interior surface of the bathing well. Utilizes electric heating grids for 2 zones; either both backrests or a single backrest and one seated area of the tub floor. See page C-5 for detailed specifications.</p> 
<p>Chromatherapy - Underwater lighting provided by two digitally controlled LED lights. A control button allows a selection of constant colors or preset programs to achieve the desired lighting effects & utilize these chromatic energy sources. See page C-6 for detailed specifications.</p> 
<p>Floor-Mounted High-Flow Tub Filler - Choose from contemporary or traditional design to complement most manufacturers' lavatory & shower faucets. Fill rate of 15 gallons per minute at 45 psi. Includes hand-held shower with independent valve. See page C-16 for detailed specifications.</p> 
<p>Teak Tub Tray - Ideal surface for holding a book, beverage or bath accessories. Two styles available. See page C-15 for detailed specifications.</p> 
<p>Teak Bath Mat - Provides a slip-resistant surface to enter and exit the bath. Smooth, durable teak combines beauty with practicality. See page C-15 for detailed specifications.</p> 



Inside view of tub.