

# Maddux (#161)

65.375" x 31.875" x 20.5"

**GENERAL SPECIFICATIONS:**

**Material** - SculptureStone®

**Installation** - Freestanding - May also be undermounted. Must specify on order.

**Soaker Weight** - 505 lbs / 229 kg

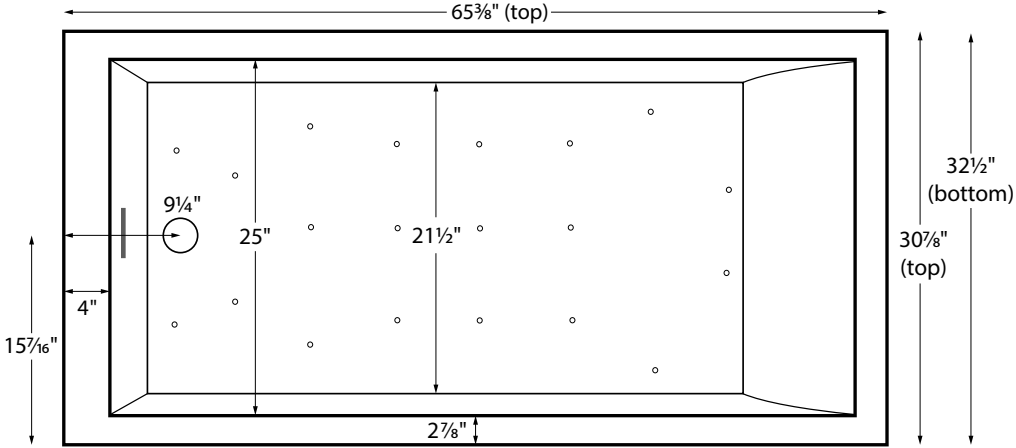
**Air Bath Weight** - 505 lbs / 229 kg

**Maximum Fill** - 90 gal to overflow

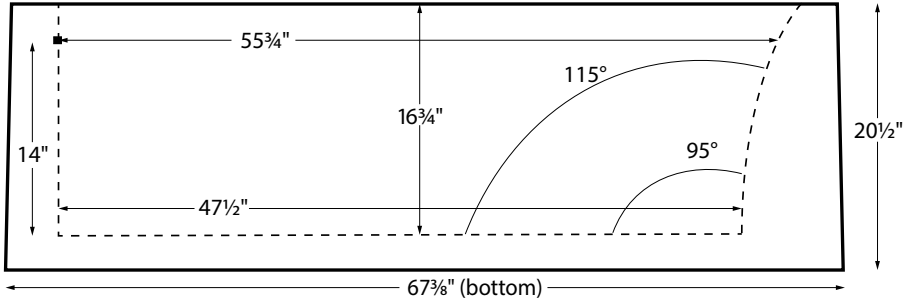
**NOTE:** Filling this tub to the maximum may require an above average size or dedicated water heater.



Maddux features an integrated slotted overflow.



Shown above as an Air Bath.



**ELECTRICAL SPECIFICATIONS**

Required Electrical Service - 110 Volt  
Air Bath - 1-15 amp GFCI

CSA Certified C/US; ANSI Z124.1



**IMPORTANT ORDERING & INSTALLATION INFORMATION:**

- For alcove installation applications, must specify on order.
- Includes an integrated slotted overflow, which only requires drain installation. May also be specified without an overflow (see local codes).
- Air baths require job site preparations for remote mounting the blower and required check valve. Check valve must be installed higher than the rim of the tub. The keypad is shipped loose and may be mounted on a nearby wall or decking. A waterproof remote control is also included. Please read installation manual prior to ordering.
- At no additional charge, MTI will provide an access panel to facilitate drain installation. MUST specify on order. Please note, if drain side of tub will be in view, the access panel will be visible. See *Figure A to the right.*
- Measurements are + 1/2" and are subject to change without notice.
- Options and accessories are packaged inside the tub crate for delivery.
- Data herein supersedes all prior to publication date shown below.



See the "Boutique Collection Tubs Installation & Operation Manual" included with tub delivery or go to: [mtibaths.com/support/installation](http://mtibaths.com/support/installation) for all the information necessary to install and operate the tub. MTI's Customer Service Department is available Monday-Friday 8am-6pm EST at 800-783-8827 or [customerservice@mtibaths.com](mailto:customerservice@mtibaths.com) to answer any questions pertaining to ordering or installation.



Hydrotherapy Packages	Package Contents	Part #	MSRP
 <b>Soaker</b>	Soaking bath - no jets. Includes an integrated slotted overflow with a toe-tap drain kit in chrome finish. Notes: • See "Important Ordering & Installation Information" on previous page. • Please see installation manual for important drain installation details.	<b>S161</b>	<b>\$8,730</b>
 <b>Air Bath</b>	20 air jets, heated air blower, keypad, waterproof remote control, integrated slotted overflow with a toe-tap drain kit in chrome finish. Notes: • See "Important Ordering & Installation Information" on previous page. • Blower & required check valve must be remote mounted. Check valve must be installed higher than the rim of the tub. • Please see installation manual for important drain installation details.	<b>AST161</b>	<b>\$12,880</b>

Lead Time - Soakers and Air Bath Packages 15 business days

Color and Finish Options
NOTE: part codes for all options listed in parenthesis.
<b>Standard Color</b> - White, matte finish <b>Biscuit Color Upgrade, matte finish</b> - (SSBI) <b>\$260</b>
<b>Optional Gloss Finish Upcharge</b> - For White or Biscuit (SSGLOSS3) <b>\$930</b> Additional material colors available for projects only. Please call MTI.
Optional Hardware
<b>Quick Drain Kit</b> - (WOQ) <b>\$250</b>
<b>Toe-Tap Drain Kit Finishes</b> PVC drain - Chrome (included with tub) White upcharge* (WIOW) <b>+\$30</b> Brushed Nickel upcharge* (WIOBN) <b>+\$30</b> Polished Nickel upcharge* (WIOPN) <b>+\$30</b> Oil-Rubbed Bronze upcharge* (WIOOR) <b>+\$100</b> Special Finish upcharge* (WIOSF) <b>+\$375</b> Brass Tailpiece (WIOBS) <b>\$35</b> - In addition to finish charge listed above.
<b>Floor-Mounted High-Flow Tub Filler</b> - two designs available Contemporary - Chrome (FILLC) <b>\$2,055</b> Brushed Nickel (FILLBN) <b>\$2,220</b> Traditional - Chrome (FILLTC) <b>\$2,055</b> Brushed Nickel (FILLTBN) <b>\$2,220</b>
<b>Faucet Stands</b> - Available in two styles and & multiple sizes <b>Standard Faucet Stand, Matte Finish</b> Small / 21.75" x 14.25" / 3-hole capacity - (STAND) <b>\$945</b> Large / 21.75" x 22" / 5-hole capacity - (STANDL) <b>\$1,060</b> Gloss Finish Upcharge (SSGLOSSENK) <b>\$215</b> <b>Premium Faucet Stand</b> 39" h x 15" w - Matte - (SSFSR3915MT) <b>\$1,770</b> Gloss - (SSFSR3915GL) <b>\$2,085</b> 39" h x 10" w - Matte - (SSFSR3910MT) <b>\$1,770</b> Gloss - (SSFSR3910GL) <b>\$2,085</b> 23" h x 20" w - Matte - (SSFSR2320MT) <b>\$1,505</b> Gloss - (SSFSR2320GL) <b>\$1,820</b> 23" h x 15" w - Matte - (SSFSR2315MT) <b>\$1,505</b> Gloss - (SSFSR2315GL) <b>\$1,820</b>

Standard Options and Accessories
NOTE: part codes for all options listed in parenthesis.
<b>Quick Ship</b> - reduces lead time - please call for availability (QSPRI2) <b>\$755</b>
<b>Tile Flange</b> - Must specify flange locations on order Factory-Installed 3-sides (TFK3) <b>\$190</b> Field Install Kit (TFKNI) <b>\$175</b>
<b>Bathroom Table</b> - Constructed of SculptureStone® (TABLE) <b>\$965</b> color matched with tub Gloss Finish Upcharge (SSGLOSSENK) <b>\$215</b>
<b>SculptureStone® Tub Tray</b> - color / finish matched with tub Solid without stemware holder (SSTRAY1) <b>\$440</b> Solid with Stemware Holder (SSTRAY2) <b>\$440</b>
<b>Teak Tub Tray</b> - Slatted (TK-TRAY1) <b>\$415</b> Solid (TK-TRAY2) <b>\$415</b>
<b>Teak Bath Mat</b> - Measures 30" x 17.5" x 1" (TK-MAT3018) <b>\$430</b> custom sizes also available, contact MTI for details

**NOTES REGARDING DRAIN KITS:**

- This tub includes a PVC toe-tap drain in chrome finish, unless otherwise specified.
- Above pricing represents finish upcharge only. Contact MTI for pricing when drain is ordered separately.
- Oil Rubbed Bronze finishes vary from manufacturer to manufacturer. MTI has selected a finish that is compatible with many available.
- For "Special Finish", must send MTI a finish sample to color match.

