



Parisian® 3
65.5" x 35" x 23"

GENERAL SPECIFICATIONS:

Material - Acrylic

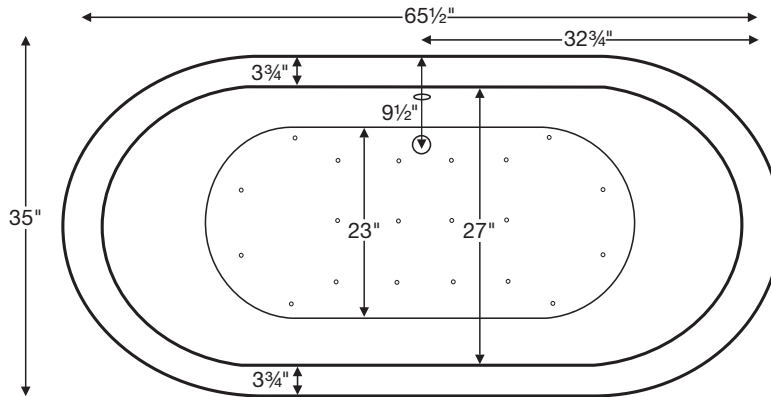
Installation - Freestanding

Not recommended as a tub / shower combination.

Soaker Weight - 280 lbs / 127 kg

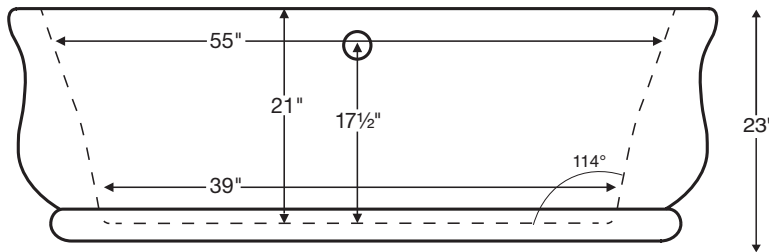
Maximum Fill - 80 gal to overflow

NOTE: Filling this tub to the maximum may require an above average size or dedicated water heater.



Requires use of a wall-mounted or freestanding tub filler.
The overflow assembly is concealed between the walls of the tub,
eliminating the need for an exposed drain kit.

Shown with Air Massage Package.



IMPORTANT:
Must have access to the drain
from underneath the tub for
installation and servicing.

ELECTRICAL COMPONENTS & SPECIFICATIONS

Required Electrical Service - 110 Volt

Hydrotherapy Package	Components Included	GFCI
Air Massage	heated blower	1-15 amp
Air Massage Elite	heated blower, chromatherapy	1-15 amp

For electrical requirements of tub options, see page C-2.

CSA Certified C/US; ANSI Z124.1 for plastic tubs and ANSI 112.19.7 for whirlpool components.

IMPORTANT ORDERING & INSTALLATION INFORMATION:

- Before ordering or installing, please consider future access to equipment.
- When ordering an air bath, the air blower must be remote mounted.
- If tub is equipped with Chromatherapy, the control box must be remote mounted.
- There is no access panel installed on this tub. Must have access to drain from underneath the tub for installation and servicing.
- To facilitate the installation process, the overflow assembly is pre-installed at the factory. Toe-tap drain kit is included for on-site installation.
- Specifications and configurations are subject to change without notice.
- Measurements are $\pm 1/2"$ and are subject to change without notice.
- Measurements herein supersede all others published prior to publication date shown below.

See the "Designer Collection Tubs Installation & Operation Manual" included with tub delivery or go to mtibaths.com/support/installation_operation/manuals for all the information necessary to install and operate the tub.





MTI's Customer Service Department is available Monday-Friday 8am-6pm EST at 800-783-8827 or customerservice@mtibaths.com to answer any questions pertaining to ordering or installation.



Hydrotherapy Packages	Package Contents	Part #	MSRP
Soaker	Soaking bath - no jets; includes a pre-leveled foam base and a toe-tap drain kit in chrome	S201	\$8,070
Air Bath Packages	<i>Air Massage</i> 20 air jets, heated air blower, pre-leveled foam base; includes a toe-tap drain kit in chrome <i>Blower and / or control boxes must be remote located</i>	AST201	\$10,770
	<i>Air Massage Elite</i> 30 air jets, heated air blower, Chromatherapy LED lighting, Spa Mode, pre-leveled foam base; includes a toe-tap drain kit in chrome <i>Blower and / or control boxes must be remote located</i>	AE201	\$12,430

Lead Time - 20 business days (any configuration)

Premium Options	<i>NOTE: part codes for all options listed in parenthesis.</i>
Radiance - integrated tub shell heating system (RAD100)	\$1,050 see p. C-5
Chromatherapy - underwater LED lighting (LE)	\$590 see p. C-6
Standard Options	
Color: White (CWH) <i>Note: This tub is only available in white.</i>	
Textured, Slip-Resistant Bottom - meets ASTM F462-1994 (TXBTM)	\$75
Accessories & Hardware	
Floor-Mounted High-Flow Tub Filler - two designs available - see p. C-16	
Contemporary - Chrome (FILLC) \$1,995 ; Brushed Nickel (FILLBN) \$2,155	
Traditional - Chrome (FILLTC) \$1,995 ; Brushed Nickel (FILLTBN) \$2,155	
Toe Tap Drain Kit with Round Overflow - Chrome (included with tub)	
<i>Other finishes available for an upcharge:</i>	
Brushed Nickel (WOTTBNU) \$25	
Polished Nickel (WOTTPNU) \$25	
<i>This tub includes a complete drain kit in chrome finish. Above pricing represents finish upcharge ONLY. Contact MTI for pricing on drain kits sold separately.</i>	
Pillows - from \$120 see p. C-14	
Teak Bath Mat (TK-MAT3018) \$410 custom sizes also available - see p. C-15	

Options Information
<p>Radiance - Integrated tub surface heating system designed to warm the interior surface of the bathing well. Utilizes electric heating grids for 2 zones; either both backrests or a single backrest and one seated area of the tub floor. See page C-5 for detailed specifications.</p> 
<p>Chromatherapy - Underwater lighting provided by two digitally controlled LED lights. A control button allows a selection of constant colors or preset programs to achieve the desired lighting effects & utilize these chromatic energy sources. See page C-6 for detailed specifications.</p> 
<p>Floor-Mounted High-Flow Tub Filler - Choose from contemporary or traditional design to complement most manufacturers' lavatory & shower faucets. Fill rate of 15 gallons per minute at 45 psi. Includes hand-held shower with independent valve. See page C-16 for detailed specifications.</p> 
<p>Teak Bath Mat - Provides a slip-resistant surface to enter and exit the bath. Smooth, durable teak combines beauty with practicality. See page C-15 for detailed specifications.</p> 



Inside view of tub.



Front view of tub.