

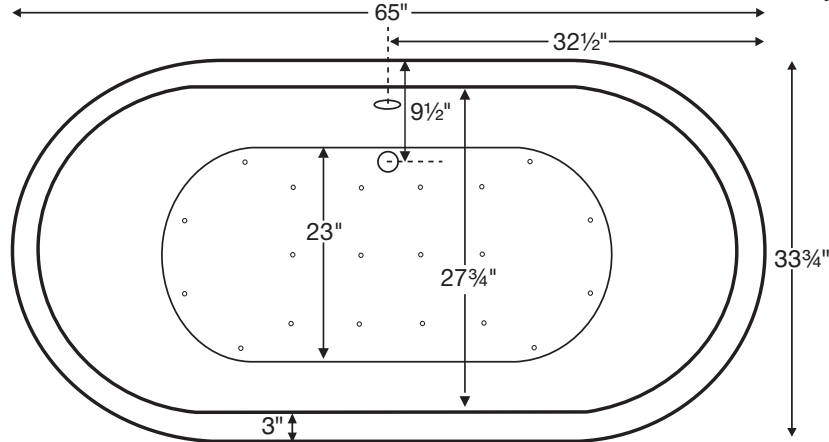


## Laney 2

65" x 33.75" x 23.5"

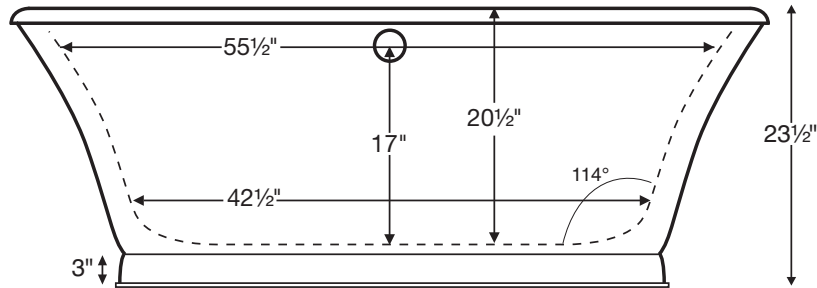
**GENERAL SPECIFICATIONS:**

- Material** - Acrylic
  - Installation** - Freestanding  
*Not recommended as a tub / shower combination.*
  - Soaker Weight** - 121 lbs / 55 kg
  - Average Fill** - 30 gal
  - Maximum Fill** - 80 gal to overflow
- NOTE: Filling this tub to the maximum may require an above average size or dedicated water heater.*



Requires use of a wall-mounted or freestanding tub filler. The drain and overflow assembly is concealed between the walls of the tub, eliminating the need for an exposed drain kit.

Shown with Air Massage Package.



ELECTRICAL COMPONENTS & SPECIFICATIONS		
Required Electrical Service - 110 Volt		
Hydrotherapy Package	Components Included	GFCI
Air Massage	heated blower	1-15 amp
Air Massage Elite	heated blower, chromatherapy	1-15 amp

*For electrical requirements of tub options, see page C-2.*  
CSA Certified C/US; ANSI Z124.1 for plastic tubs and ANSI 112.19.7 for whirlpool components.

**IMPORTANT ORDERING & INSTALLATION INFORMATION:**

- Tub features an integrated, non-removable pedestal base.
- Before ordering or installing, please consider future access to equipment.
- When ordering an air bath, the air blower must be remote mounted.
- This freestanding tub comes equipped with an access panel on the drain side (shown to the right) for installation of waste and overflow. If the tub will be viewable from all angles, MTI will upon request eliminate the access panel. Please note, installation will be slightly more difficult.
- If tub is equipped with Chromatherapy or Radiance, the control box must be remote mounted.
- Virtual Spout option can only be installed on the drain side of tub.
- Specifications and configurations are subject to change without notice.
- Measurements are  $\pm 1/2"$  and are subject to change without notice.
- Measurements herein supersede all others published prior to publication date shown below.



See the "Designer Collection Tubs Installation & Operation Manual" included with tub delivery or go to [mtibaths.com/support/installation\\_operation/manuals](http://mtibaths.com/support/installation_operation/manuals) for all the information necessary to install and operate the tub.

MTI's Customer Service Department is available Monday-Friday 8am-6pm EST at 800-783-8827 or [customerservice@mtibaths.com](mailto:customerservice@mtibaths.com) to answer any questions pertaining to ordering or installation.









Hydrotherapy Packages	Package Contents	Part #	MSRP
Soaker	Soaking bath - no jets, pre-leveled foam base	S208	\$5,055
Air Bath Packages	Air Massage 20 air jets, heated air blower, pre-leveled foam base <i>Blower and / or control boxes must be remote located.</i>	AST208	\$7,755
	Air Massage Elite 30 air jets, heated air blower, Chromatherapy LED lighting, Spa Mode, pre-leveled foam base <i>Blower and / or control boxes must be remote located.</i>	AE208	\$9,415

Lead Time - 7 business days (any configuration)

Premium Options	NOTE: part codes for all options listed in parenthesis.
<b>Radiance</b> - integrated tub shell heating system (RAD100) <b>\$1,050</b> <i>see p. C-5</i>	
<b>Chromatherapy</b> - underwater LED lighting (LE) <b>\$590</b> <i>see p. C-6</i>	
<b>Stereo H<sub>2</sub>O</b> - includes 4 integrated audio transducers (STEREOH20) <b>\$1,100</b> <i>Requires audio source(s) and amplification not provided by MTI - see p. C-7.</i>	
Standard Options	
<b>Standard Colors:</b> White (CWH), Bone (CBN), Biscuit (CBS)	
<b>Color Upgrade:</b> (COL3) <b>\$855</b> <i>See p. C-1 for individual color part codes.</i>	
<b>Quick Ship</b> - reduces lead time - please call for availability (QSPRI) <b>\$370</b>	
<b>Textured, Slip-Resistant Bottom</b> - meets ASTM F-462-1994 (TXBTM) <b>\$75</b>	
<b>Virtual Spout</b> - high-flow integrated tub filler (FPMJ) <b>\$300</b> <i>see p. C-11</i>	
Accessories and Hardware	
<b>Floor-Mounted High-Flow Tub Filler</b> - two designs available - <i>see p. C-16</i> Contemporary - Chrome (FILLC) <b>\$1,995</b> ; Brushed Nickel (FILLBN) <b>\$2,155</b> Traditional - Chrome (FILLTC) <b>\$1,995</b> ; Brushed Nickel (FILLTBN) <b>\$2,155</b>	
<b>DRAIN KITS</b> <b>Cable Driven</b> - Chrome (WOCD) \$305; Brushed Nickel (WOCDNB) \$375; Polished Nickel (WOCDPN) \$500; Oil-Rubbed Bronze (WOCDOR) \$500	
<b>Decorative Towel Bar</b> <i>see p. C-17</i> Chrome (CHTOWEL), Brushed Nickel (BNTOWEL) <b>\$505</b>	
<b>Concealed Blower Box</b> <i>see p. C-17</i> Oak (BBOAK), Cherry (BBCH), Maple (BBMAP) <b>\$895</b>	
<b>Grab Bars</b> - 9" Curved, set of 2 - <i>see p. C-14</i> Acrylic - color-matched with tub - standard tub colors only (GB) <b>\$290</b> Metal - Chrome (GBMCC), Brushed Nickel (GBMCCBN) <b>\$320</b>	
<b>Pillows</b> - from <b>\$120</b> <i>see p. C-14</i>	
<b>Teak Bath Mat</b> (TK-MAT3018) <b>\$410</b> <i>custom sizes also available - see p. C-15</i>	



Inside view of tub.

Options Information
<p><b>Radiance</b> - Integrated tub surface heating system designed to warm the interior surface of the bathing well. Utilizes electric heating grids for 2 zones; either both backrests or a single backrest and one seated area of the tub floor. See page C-5 for detailed specifications.</p> 
<p><b>Chromatherapy</b> - Underwater lighting provided by two digitally controlled LED lights. A control button allows a selection of constant colors or preset programs to achieve the desired lighting effects &amp; utilize these chromatic energy sources. See page C-6 for detailed specifications.</p> 
<p><b>Floor-Mounted High-Flow Tub Filler</b> - Choose from contemporary or traditional design to complement most manufacturers' lavatory &amp; shower faucets. Fill rate of 15 gallons per minute at 45 psi. Includes hand-held shower with independent valve. See page C-16 for detailed specifications.</p> 
<p><b>Virtual Spout</b> - Integrated high-flow filler spout that is factory-installed on the inside wall of the tub. See page C-11 for detailed specifications.</p> 
<p><b>Decorative Towel Bar</b> - Heavy-duty towel bar is both decorative and functional. Manufactured of high-quality stainless steel for strength and durability. See page C-17 for detailed specifications.</p> 
<p><b>Concealed Air Blower Box</b> - Designed to hide air blower next to tub when ordered with an air bath package. If tub is ordered as a soaker, it can also be used to mount faucetry. See page C-17 for detailed specifications.</p> 
<p><b>Teak Bath Mat</b> - Provides a slip-resistant surface to enter and exit the bath. Smooth, durable teak combines beauty with practicality. See page C-15 for detailed specifications.</p> 