



Designer Collection Tubs  
Model # 209A

## Andrea® 23 with Sculpted Finish® 65.75" x 36" x 19"

### GENERAL SPECIFICATIONS:

**Material** - Acrylic

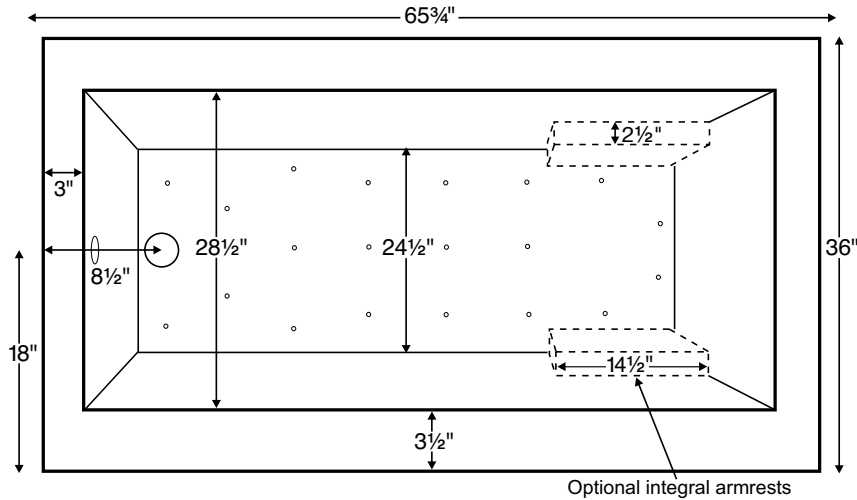
**Installation** - Freestanding\* (see note to left)

**Soaker Weight** - 159 lbs / 72 kg

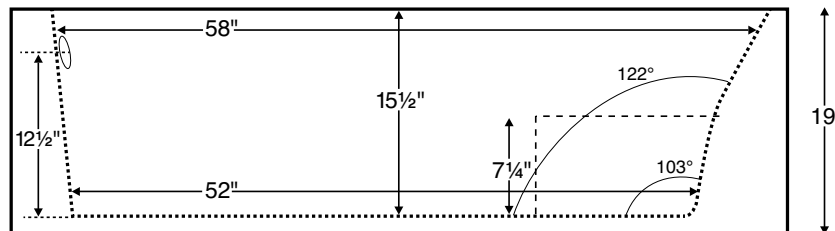
**Maximum Fill** - 90 gal to overflow

*NOTE: Filling this tub to the maximum may require an above average size or dedicated water heater.*

\*Sculpted Finish is standard on 4 sides, creating a freestanding tub design.  
Also available finished on 1, 2 or 3 sides for various installation applications.



The Sculpted Finish process does not allow enough space for mounting fixtures on the tub deck.  
Shown with Air Massage Package.



### ELECTRICAL COMPONENTS & SPECIFICATIONS

Required Electrical Service - 110 Volt

Hydrotherapy Package	Components Included	GFCI
<b>Air Massage</b>	heated blower	1-15 amp
<b>Air Massage Elite</b>	heated blower, chromatherapy	1-15 amp

*For electrical requirements of tub options, see specific options specs*  
CSA Certified C/US; ANSI Z124.1 for plastic tubs and ANSI 112.19.7 for whirlpool components.

### IMPORTANT ORDERING & INSTALLATION INFORMATION:




- Before ordering or installing, please consider future access to equipment.
- Unless ordering Sculpted Finish on 4 sides, please include a diagram specifying which sides will need to be finished, along with location of optional tile flange.
- Overflow must be factory installed if drain end is sculpted. Please select drain from options on next page.
- When ordering an air bath, the air blower must be remote mounted.
- Radiance placed on floor locations will affect placement of air jets.
- If tub is equipped with Chromatherapy, the control box must be remote mounted.
- Specifications and configurations are subject to change without notice.
- Measurements are  $\pm 1/2"$  and are subject to change without notice.
- Measurements herein supersede all others published prior to publication date shown below.

See the "Designer Collection Tubs Installation & Operation Manual" included with tub delivery or go to:  
[mtibaths.com/support/installation](http://mtibaths.com/support/installation)  
for all the information necessary to install and operate the tub.

MTI's Customer Service Department is available  
Monday-Friday 8am-6pm EST at 800-783-8827 or  
[customerservice@mtibaths.com](mailto:customerservice@mtibaths.com)  
to answer any questions pertaining to ordering or installation.

CSA # MTDS-209A  
Effective 010119



Hydrotherapy Packages	Package Contents	Sculpted Finish Sides	Part #	MSRP
 Soaker	Soaking bath - no jets, pre-leveled foam base	4-sides sculpted	S209A + SCULPT4	\$6,820
		3-sides sculpted	S209A + SCULPT3	\$6,305
		2-sides sculpted	S209A + SCULPT2	\$5,080
		1-side sculpted	S209A + SCULPT1	\$4,775
 Air Massage	20 air jets, heated air blower, pre-leveled foam base	4-sides sculpted	AST209A + SCULPT4	\$9,635
		3-sides sculpted	AST209A + SCULPT3	\$9,120
		2-sides sculpted	AST209A + SCULPT2	\$7,895
		1-side sculpted	AST209A + SCULPT1	\$7,590
 Air Massage Elite	30 air jets, heated air blower, Chromatherapy LED lighting, Spa Mode, pre-leveled foam base	4-sides sculpted	AE209A + SCULPT4	\$11,365
		3-sides sculpted	AE209A + SCULPT3	\$10,850
		2-sides sculpted	AE209A + SCULPT2	\$9,625
		1-side sculpted	AE209A + SCULPT1	\$9,320

Air baths can be installed on any of the Andrea Sculpted Finish tubs, regardless of the number of sides specified.

Microbubbles can be incorporated provided there is access to the components.

For more customized applications, additional hydrotherapies may possibly be integrated in an Andrea Sculpted Finish tub, depending on the types of therapy and the installation application. Visit mtibaths.com or call MTI at 800.783.8827.

**Lead Time** - Soakers and Air Bath Packages - 20 business days

**Premium Options**

NOTE: part codes for all options listed in parenthesis.

<b>Microbubbles</b> - Available on Soakers and Air Baths only (MICRO) <b>\$1,745</b>
<b>Radiance</b> - Integrated tub shell heating system (RAD100) <b>\$1,080</b>
<b>Chromatherapy</b> - Included in some hydrotherapy packages underwater LED lighting (LE) <b>\$610</b>
<b>Stereo H<sub>2</sub>O - Standard System</b> - includes 4 integrated audio transducers with leads to connect to an external audio source (STEREOH202) <b>\$1,135</b>
<b>Bluetooth System</b> - integrated Bluetooth system allows you to directly connect to an applicable device (STEREOBT) <b>\$1,235</b>

**Standard Options**

<b>Color:</b> White (CWH) only
<b>Textured, Slip-Resistant Bottom</b> (TXBTM) <b>\$75</b>
<b>Integral Armrests</b> - 1 pair (INTARM) <b>\$125</b>
<b>Teak Seat for use with Armrests</b> - (TK-REMTSEAT) <b>\$430</b>

**Installation Aids**

<b>Tile Flange</b> - must specify location(s) on order
Factory Installed rigid ABS
1 Side (TFK1) <b>\$165</b>
2 Sides (TFK2) <b>\$175</b>
3 Sides (TFK3) <b>\$190</b>
Field Install Kit - includes rigid ABS & adhesive (TFKNI) <b>\$175</b>

**Accessories & Hardware for All Packages**

<b>Floor-Mounted High-Flow Tub Filler</b> - two designs available
Contemporary -
Chrome (FILLC) <b>\$2,055</b>
Brushed Nickel (FILLBN) <b>\$2,220</b>
Traditional -
Chrome (FILLTC) <b>\$2,055</b>
Brushed Nickel (FILLTBN) <b>\$2,220</b>
<b>Drain Kits</b>
<b>Toe-Tap with Rectangular Overflow</b>
Chrome (WOTRC) - <b>included with tub</b>
Can upgrade to Brushed Nickel (WOTRBN) or White (WOTRW), for no upcharge, please specify on order.
<b>Brass body drain upcharge for Rectangular Overflow (WOTRSB) \$470</b>
<b>Slim-Line Overflow with Toe-Tap Drain upcharge</b>
Choose from chrome (SLOTUCU), brushed nickel (SLOTBNU), Polished Nickel (SLOTPNU) or white (SLOTWU) <b>\$105</b>
<b>Brass body drain upcharge for Slim-Line Overflow (SLOTSBU) \$470</b>
<b>Pillows</b> - from <b>\$125</b> See pillows pricing and specs online.
<b>Teak Tub Tray</b> - Slatted (TK-TRAY1) or Solid (TK-TRAY2) <b>\$415</b>
<b>Teak Bath Mat</b> (TK-MAT3018) <b>\$430</b> Custom sizes also available.

