



Elena features an integrated slotted overflow.

Elena (#220)

65.25" x 32" x 22.875" / 21.875"*

*Available with a half-rolled rim or flat rim.
See drawing below.

GENERAL SPECIFICATIONS:

Material - SculptureStone®

Installation - Freestanding

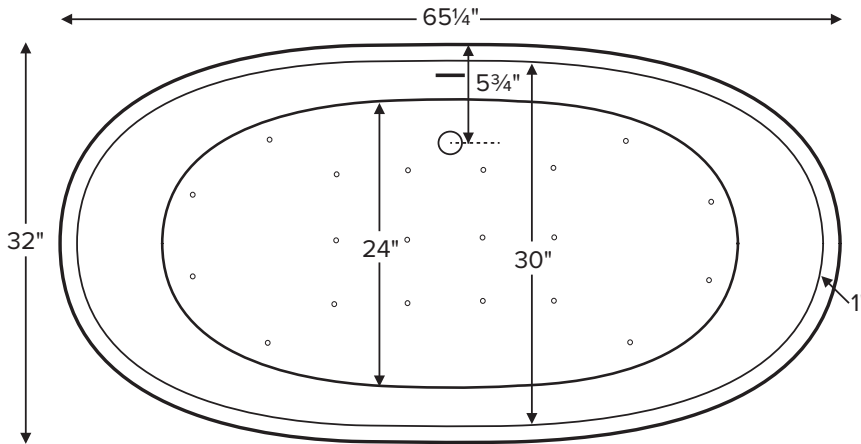
Not recommended as a tub / shower combination.

Soaker Weight - 240 lbs / 108 kg

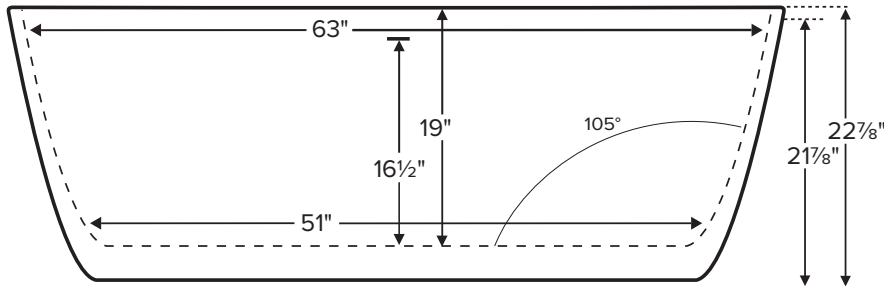
Air Bath Weight - 270 lbs / 123 kg

Maximum Fill - 102 gal to overflow

NOTE: Filling this tub to the maximum may require an above average size or dedicated water heater.



Shown above as an Air Bath.



Note: Elena 3 is available with a half-rolled rim, creating an overall tub height of 22.875".

A flat rim may also be specified, which reduces overall tub height to 21.875".

Part numbers for either selection are listed on the following page.

ELECTRICAL SPECIFICATIONS

Required Electrical Service - 110 Volt

Air Bath	1-15 amp GFCI
-----------------	---------------

CSA Certified C/US; ANSI Z124.1

IMPORTANT ORDERING & INSTALLATION INFORMATION:

- Includes an integrated slotted overflow, which only requires drain installation. May also be specified without an overflow (see local codes).
- Air baths require job site preparations for remote mounting the blower and required check valve. Check valve must be installed higher than the rim of the tub. The keypad is shipped loose and may be mounted on a nearby wall or decking. A waterproof remote control is also included. Please read installation manual prior to ordering.
- Requires use of a wall-mounted or freestanding tub filler.
- Measurements are $\pm 1/2"$ and are subject to change without notice.
- Options and accessories are packaged inside the tub crate for delivery.
- Data herein supersedes all prior to publication date shown below.



See the "Boutique Collection Tubs Installation & Operation Manual" included with tub delivery or go to:

mtibaths.com/support/installation

for all the information necessary to install and operate the tub.

MTI's Customer Service Department is available Monday-Friday 8am-6pm EST at 800-783-8827 or customerservice@mtibaths.com to answer any questions pertaining to ordering or installation.



Hydrotherapy Packages	Package Contents	Part #	MSRP
 Soaker	Soaking bath - no jets. Includes a SculptureStone pedestal base and a decorative toe-tap drain kit in chrome finish. Notes: • See "Important Ordering & Installation Information" on previous page. • Please see installation manual for important drain installation details.	S220R (Half-Rolled Rim)	\$6,635
		S220F (Flat Rim)	\$6,635
 Air Bath	20 air jets, heated air blower, keypad, waterproof remote control, SculptureStone pedestal base and a decorative toe-tap drain kit in chrome finish. Notes: • See "Important Ordering & Installation Information" on previous page. • Blower & required check valve must be remote mounted. Check valve must be installed higher than the rim of the tub. • Please see installation manual for important drain installation details.	AST220R (Half-Rolled Rim)	\$10,625
		AST220F (Flat Rim)	\$10,625

Lead Time - Soakers and Air Bath Packages 10 business days

Color and Finish Options
NOTE: part codes for all options listed in parenthesis.
Standard Color - White, matte finish Biscuit Color Upgrade, matte finish - (SSBI) \$250
Optional Gloss Finish Upcharge - For White or Biscuit (SSGLOSS) \$620 Additional material colors available for projects only. Please call MTI.
Exterior Color for Flat Rim in Gloss only - (SSCOLTG) \$1,000 Must specify color code: Blue Lagoon (BL), Terracotta (TC), Onyx (OX), Nightfall (NF), Stormgray (SG), Moonstone (MS) See the colors at: mtibaths.com/about-products/tub-options/colors/
Optional Hardware
Toe-Tap Drain Kit Finishes PVC drain - Chrome (included with tub) White upcharge* (WIOW) +\$30 Brushed Nickel upcharge* (WIOBN) +\$30 Polished Nickel upcharge* (WIOPN) +\$30 Oil-Rubbed Bronze upcharge* (WIOOR) +\$95 Special Finish upcharge* (WIOSF) +\$300 Brass Tailpiece (WIOBS) \$35 - In addition to finish charge listed above.
Floor-Mounted High-Flow Tub Filler - two designs available Contemporary - Chrome (FILLC) \$1,995 Brushed Nickel (FILLBN) \$2,155 Traditional - Chrome (FILLTC) \$1,995 Brushed Nickel (FILLTBN) \$2,155
Faucet Stands - Available in two styles and & multiple sizes Standard Faucet Stand, Matte Finish Small / 21.75" x 14.25" / 3-hole capacity - (STAND) \$910 Large / 21.75" x 22" / 5-hole capacity - (STANDL) \$1,020 Gloss Finish Upcharge (SSGLOSSSNK) \$205 Premium Faucet Stand 39" h x 15" w - Matte - (SSFSR3915MT) \$1,700 Gloss - (SSFSR3915GL) \$2,005 39" h x 10" w - Matte - (SSFSR3910MT) \$1,700 Gloss - (SSFSR3910GL) \$2,005 23" h x 20" w - Matte - (SSFSR2320MT) \$1,445 Gloss - (SSFSR2320GL) \$1,750 23" h x 15" w - Matte - (SSFSR2315MT) \$1,445 Gloss - (SSFSR2315GL) \$1,750

Standard Options and Accessories
NOTE: part codes for all options listed in parenthesis.
Quick Ship - reduces lead time - please call for availability (QSPRI2) \$735
Bathroom Table - Constructed of SculptureStone® (TABLE) \$930 color matched with tub Gloss Finish Upcharge (SSGLOSSSNK) \$205
SculptureStone® Tub Tray - color / finish matched with tub Solid without stemware holder (SSTRAY1) \$425 Solid with Stemware Holder (SSTRAY2) \$425
Teak Tub Tray - Slatted (TK-TRAY1) \$395 Solid (TK-TRAY2) \$395
Teak Bath Mat - Measures 30" x 17.5" x 1" (TK-MAT3018) \$410 custom sizes also available, contact MTI for details

***NOTES REGARDING DRAIN KITS:**

- This tub includes a PVC toe-tap drain in chrome finish, unless otherwise specified.
- Above pricing represents finish upcharge only. Contact MTI for pricing when drain is ordered separately.
- Oil Rubbed Bronze finishes vary from manufacturer to manufacturer. MTI has selected a finish that is compatible with many available.
- For "Special Finish", must send MTI a finish sample to color match.

