



New Yorker 8

71.75" x 36" x 24"

GENERAL SPECIFICATIONS:

Material - Acrylic

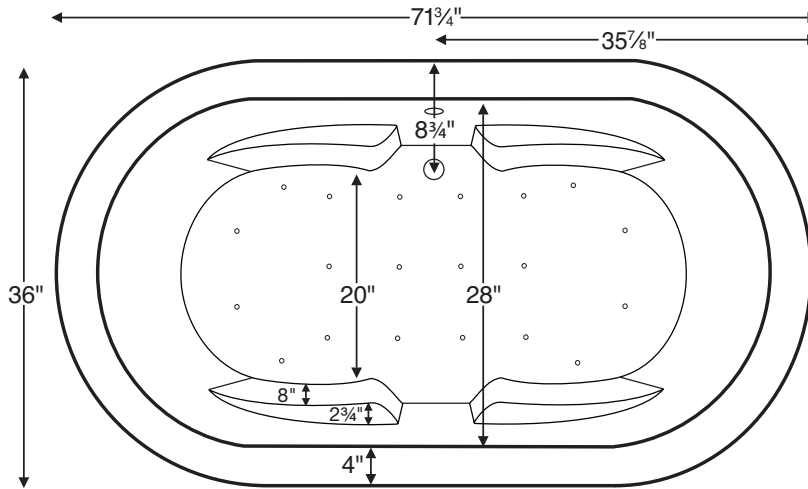
Installation - Freestanding

Not recommended as a tub / shower combination.

Soaker Weight - 140 lbs / 64 kg

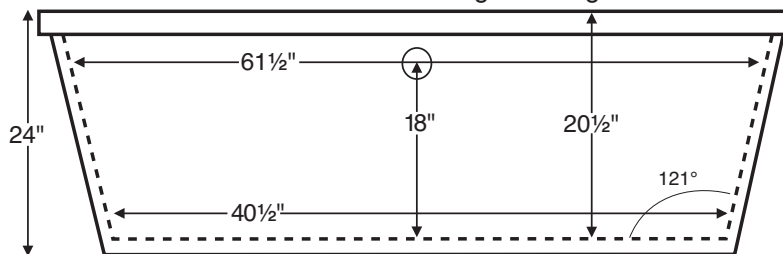
Maximum Fill - 102 gal to overflow

NOTE: Filling this tub to the maximum may require an above average size or dedicated water heater.



Requires use of a wall-mounted or freestanding tub filler. The drain and overflow assembly is concealed between the walls of the tub, eliminating the need for an exposed drain kit.

Shown with Air Massage Package.



ELECTRICAL COMPONENTS & SPECIFICATIONS

Required Electrical Service - 110 Volt

Hydrotherapy Package	Components Included	GFCI
Air Massage	heated blower	1-15 amp
Air Massage Elite	heated blower, chromatherapy	1-15 amp

For electrical requirements of tub options, see page C-2.

CSA Certified C/US; ANSI Z124.1 for plastic tubs and ANSI 112.19.7 for whirlpool components.

IMPORTANT ORDERING & INSTALLATION INFORMATION:

- Before ordering or installing, please consider future access to equipment.
- When ordering an air bath, the air blower must be remote mounted.
- If tub is equipped with Chromatherapy, the control box must be remote mounted.
- This tub has an extruded area on the drain side with a removable access panel for installation of waste and overflow kit (see image to the right). If the tub is ordered without the removable panel, the extruded area will still be visible and cannot be eliminated. Installation will be more difficult without the access panel.
- Specifications and configurations are subject to change without notice.
- Measurements are $\pm 1/2"$ and are subject to change without notice.
- Measurements herein supersede all others published prior to publication date shown below.



See the "Designer Collection Tubs Installation & Operation Manual" included with tub delivery or go to mtibaths.com/support/installation_operation/manuals for all the information necessary to install and operate the tub.

MTI's Customer Service Department is available Monday-Friday 8am-6pm EST at 800-783-8827 or customerservice@mtibaths.com to answer any questions pertaining to ordering or installation.



Hydrotherapy Packages	Package Contents	Part #	MSRP
Soaker	Soaking bath - no jets; includes a pre-leveled foam base	S214	\$4,290
Air Bath Packages	<i>Air Massage</i> 20 air jets, heated air blower, pre-leveled foam base <i>Blower and / or control boxes must be remote located</i>	AST214	\$6,890
	<i>Air Massage Elite</i> 30 air jets, heated air blower, chromatherapy LED lighting, Spa Mode, pre-leveled foam base <i>Blower and / or control boxes must be remote located.</i>	AE214	\$8,490

Lead Time - 7 business days (any configuration)

Premium Options	NOTE: part codes for all options listed in parenthesis.
Radiance - integrated tub shell heating system (RAD100) \$999	<i>see p. C-5</i>
Chromatherapy - underwater LED lighting (LE) \$560	<i>see p. C-6</i>
Stereo H₂O - includes 4 integrated audio transducers (STEREOH20) \$1,099	<i>Requires audio source(s) and amplification not provided by MTI - see p. C-7.</i>
Standard Options	
Standard Colors: White (CWH), Bone (CBN), Biscuit (CBS), Almond (CAL)	
Color Upgrade: (COL3) \$855	<i>See p. C-1 for individual color part codes.</i>
Quick Ship - reduces lead time - please call for availability (QSPRI) \$350	
Textured, Slip-Resistant Bottom - meets ASTM F-462-1994 (TXBTM) \$70	
Virtual Spout - high-flow integrated tub filler (FPMJ) \$300	<i>see p. C-11</i>
Accessories and Hardware	
Floor-Mounted High-Flow Tub Filler - two designs available - <i>see p. C-16</i>	
Contemporary - Chrome (FILLC) \$1,900 ; Brushed Nickel (FILLBN) \$2,050	
Traditional - Chrome (FILLTC) \$1,900 ; Brushed Nickel (FILLTBN) \$2,050	
Drain Kits - other finishes also available <i>see pp. C-12-13</i>	
Toe-Tap with Slim-Line Integrated Overflow	
<i>Choose from:</i> Chrome (SLOT), Brushed Nickel (SLOTBN), Polished Nickel (SLOTBN) or White (SLOTWH) \$400	
Toe-Tap with Rectangular Overflow - Chrome (WOTRC) \$260 ; Brushed Nickel (WOTRBN) \$265 ; White (WOTRW) \$265	
Toe-Tap with Round Overflow - Chrome (WOTTC) \$260 ; Brushed Nickel (WOTTBN) \$265 ; Polished Nickel (WOTTPN) \$315	
Cable Driven - Chrome (WOCD) \$290 ; Brushed Nickel (WOCDN) \$335 ; Polished Nickel (WOCDPN) \$475 ; Oil-Rubbed Bronze (WOCDOR) \$475	
Lift & Turn - Chrome (WOC) \$115 ; Brushed Nickel (WOBN) \$210	
Decorative Towel Bar <i>see p. C-17</i>	
Chrome (CHTOWEL), Brushed Nickel (BNTOWEL) \$480	
Concealed Blower Box <i>see p. C-17</i>	
Oak (BBOAK), Cherry (BBCH), Maple (BMAP) \$776	
Grab Bars - 9" Curved, set of 2 - <i>see p. C-14</i>	
Acrylic - color-matched with tub - standard tub colors only (GB) \$290	
Metal - Chrome (GBMCC), Brushed Nickel (GBMBCN) \$320	
Pillows - from \$115 <i>see p. C-14</i>	
Teak Tub Tray - Slatted (TK-TRAY1) or Solid (TK-TRAY2) \$395 <i>see p. C-15</i>	
Teak Bath Mat (TK-MAT3018) \$395 <i>custom sizes also available - see p. C-15</i>	



Inside view of tub.

Options Information

Radiance -

Integrated tub surface heating system designed to warm the interior surface of the bathing well. Utilizes electric heating grids for 2 zones; either both backrests or a single backrest and one seated area of the tub floor. See page C-3 for detailed specifications.



Chromatherapy -

Underwater lighting provided by two digitally controlled LED lights. A control button allows a selection of constant colors or preset programs to achieve the desired lighting effects & utilize these chromatic energy sources. See page C-5 for detailed specifications.




Floor-Mounted High-Flow Tub Filler -

Choose from contemporary or traditional design to complement most manufacturers' lavatory & shower faucets. Fill rate of 15 gallons per minute at 45 psi. Includes hand-held shower with independent valve. See page C-16 for detailed specifications.



Virtual Spout -

Integrated high-flow filler spout that is factory-installed on the inside wall of the tub. See page C-9 for detailed specifications.



Decorative Towel Bar -

Heavy-duty towel bar is both decorative and functional. Manufactured of high-quality stainless steel for strength and durability. See page C-17 for detailed specifications.




Concealed Air Blower Box -

Designed to hide air blower next to tub when ordered with an air bath package. If tub is ordered as a soaker, it can also be used to mount faucetry. See page C-17 for detailed specifications.



Teak Tub Tray -

Ideal surface for holding a book, beverage or bath accessories. Two styles available. See page C-15 for detailed specifications.



Teak Bath Mat -

Provides a slip-resistant surface to enter and exit the bath. Smooth, durable teak combines beauty with practicality. See page C-15 for detailed specifications.

