

mti

NEW PRODUCTS 2016



NEW PRODUCTS FROM MTI BATHS

AWARD-WINNING DESIGNS - ULTIMATE IN CUSTOMIZATION - HANDCRAFTED BY ARTISANS IN THE USA

Here are the latest new products from MTI, along with some key, top-line information for each product. You can get complete specifications and pricing for these products at mtibaths.com. Spec sheets have also been printed and are available for addition to your MTI price book.



LILY MODEL # 227

- Boutique Collection freestanding tub manufactured in Engineered Solid Stone®.
- Transitional design that blends a classic look with clean, graceful lines.
- Includes an integrated slotted overflow with toe-tap drain.
- Available as soaker or air bath.
- 60¼" x 32" x 20¾" / 25½".



The Lily and Juliet 2 have both received 2017 Iconic Awards.

JULIET 2 MODEL # 222

- Boutique Collection freestanding tub manufactured in Engineered Solid Stone®.
- Strikingly unique with fluid lines that flow asymmetrically in counterpoint.
- Includes an integrated slotted overflow with toe-tap drain.
- Available as soaker or air bath.
- 66" x 28¾" x 21" / 28".





ADDISON 5 MODEL # 223

- Boutique Collection freestanding tub manufactured in Engineered Solid Stone®.
- Clean and simple design.
- Compact size with generous interior space.
- Includes an integrated slotted overflow with toe-tap drain.
- Available as soaker or air bath.
- 58" x 30" x 20⁵/₈".

PETRA MODEL # 228

- Boutique Collection freestanding tub manufactured in Engineered Solid Stone®.
- Redesigned model now includes integral pedestal and integrated slotted overflow with toe-tap drain.
- Optional Teak Wrap available as shown below.
- Available as soaker or air bath.
- 62¹/₄" x 32¹/₄" x 21".



PETRA 12 SR SINK MODEL # MTCS-756

- Boutique Collection Semi-Recessed lavatory sinks are manufactured in Engineered Solid Stone®.
- Minimalist design with clean, contemporary lines.
- Single drain trough-style sink.
- 66" x 14¾" x 5½".



PETRA 10 SR SINK MODEL # MTCS-752

- Boutique Collection Semi-Recessed lavatory sinks are manufactured in Engineered Solid Stone®.
- Minimalist design with clean, contemporary lines.
- Single drain trough-style sink.
- 54" x 14¾" x 5½".



PETRA COUNTER-SINK 12 MODEL # MTCS-812

- Boutique Collection Counter-Sinks are manufactured in Engineered Solid Stone®.
- Minimalist design with clean, contemporary lines.
- Single drain trough-style sink.
- Can be customized for bowl position, as well as counter length, depth and height.
- For larger vanities, or can be wall-mounted.
- Counter size range: 71" - 86".
- Bowl size: 64" x 12⁵/₈" x 4³/₄".



PETRA COUNTER-SINK 10 MODEL # MTCS-810

- Boutique Collection Counter-Sinks are manufactured in Engineered Solid Stone®.
- Minimalist design with clean, contemporary lines.
- Single drain trough-style sink.
- Can be customized for bowl position, as well as counter length, depth and height.
- For larger vanities, or can be wall-mounted.
- Counter size range: 58" - 86".
- Bowl size: 52" x 12⁵/₈" x 4³/₄".



PETRA COUNTER-SINK 9 MODEL # MTCS-809

- Boutique Collection Counter-Sinks are manufactured in Engineered Solid Stone®.
- Small bowl design can fit counter top depths from 12" to 24".
- Can be customized for bowl position, as well as counter length, depth and height.
- Fits most vanities or can be wall-mounted, as shown.
- Available in single and double bowl counter tops.
- Counter size range: 22" - 86".
- Bowl Size: 13" x 8" x 4".


PETRA VANITY SINK 9 MODEL # MTCS-V809

- Boutique Collection Vanity Sinks are manufactured in Engineered Solid Stone®.
- 14" vanity depth is suited for confined spaces.
- Available in 9 standard widths from 24" to 72".
- Vanities can be single bowl or double bowl.
- Sides available only in the Waterfall style.
- Bowl Size: 13" x 8" x 4".




EDGE TREATMENTS FOR COUNTER-SINKS AND TOPS


- New Edge Treatments provide tasteful detail to further integrate with other design elements in the room.
- A 1" minimum counter thickness is required.
- 3 styles available for all Counter-Sinks and Counter-Tops, as shown below.



COVE EDGE
Part# CET1



ROUND OVER EDGE
Part# CET2



ROMAN OGEE EDGE
Part# CET3

SINK BOTTOM COVERS FOR BOUTIQUE COLLECTION SINKS

- New Sink Bottom Covers add a distinct, streamlined style to either Counter-Sinks or Lavatory Sinks.
- Available for select models. Please see specs or worksheets for availability.

Shown with Sink Bottom Cover



Shown without Sink Bottom Cover



BOUTIQUE COLLECTION COUNTER-TOPS

- Boutique Collection Counter-Tops are manufactured in Engineered Solid Stone®.
- Available in sizes ranging from 23" - 86", and from ½" to 6" thick.



WALL-MOUNTED VANITY SINKS



COMPACT WALL-MOUNTED VANITY SINK MODEL # MTCS-VWM802

- Boutique Collection Wall-Mounted Vanity Sinks are manufactured in Engineered Solid Stone®.
- Compact vanity design perfect for small spaces.
- Bowl can be specified on the left or right-hand side.
- Features an integrated storage area on side.
- Includes wall-mounting bracket.
- Bowl dimensions: 15" x 11" x 5".
- Vanity dimensions: 30" x 15" x 15".

MICRO WALL-MOUNTED VANITY SINK MODEL # MTCS-VWM809

- Boutique Collection Wall-Mounted Vanity Sinks are manufactured in Engineered Solid Stone®.
- Micro vanity design perfect for the smallest of spaces.
- Bowl can be specified on the left or right-hand side.
- Features an integrated storage area on side.
- Includes wall-mounting bracket.
- Bowl dimensions: 13" x 8" x 4".
- Vanity dimensions: 24" x 12" x 12".



Both models available with optional Rippled Texture front.




BOUTIQUE COLLECTION TOP OPTIONS FOR BENCH

- Boutique Collection Benches are manufactured in Engineered Solid Stone®.
- New Top Options include a Rippled Texture, a genuine teak inlay or a smooth top, as shown to the right.
- Two styles available; Parsons or Waterfall-style legs.
- Bench size ranges from 24" to 48" in 5 standard lengths.



Bench with genuine teak inlay
and Waterfall-style legs



Rippled Texture



Teak Inlay



Smooth Top



Roll-Up Pillow in black



Roll-Up Pillow in light aqua

ROLL-UP PILLOW

- New Roll-Up Pillow option available for all tubs.
- Pillow can be laid across deck for neck support (as shown), or rolled up and used as a lumbar support inside the tub.
- Available in black (PRUB) or light aqua (PRUC).
- 15¾" x 10¼".
- See all pillow options at mtibaths.com.



NEW YORKER 10 MODEL # 225

- Designer Collection freestanding acrylic tub.
- Contemporary lines for a more modern design.
- Flat top widens out on drain side to accommodate deck-mounted faucetry.
- Available as soaker or air bath.
- 71 $\frac{3}{4}$ " x 35 $\frac{1}{2}$ " x 23 $\frac{1}{4}$ ".

NEW YORKER 9 MODEL # 224

- Designer Collection drop-in acrylic tub.
- Contemporary lines for a more modern design.
- Flat top widens out on drain side to accommodate deck-mounted faucetry.
- Available as soaker, air bath or whirlpool.
- 71 $\frac{3}{4}$ " x 35 $\frac{1}{2}$ " x 21".



NEW YORKER 6 & 8 MODEL #S 112 & 214

- Redesigned exterior shell with less dramatic slope.
- #214 includes integrated armrests.



ANDREA 26 MODEL # 226

- Designer Collection drop-in acrylic tub.
- Contemporary styling.
- Small size ideal for tight spaces and metropolitan applications.
- ADA-compliant when installed according to ADA standards.
- Drop-in or undermount.
- Several packages and options available.
- 54" x 30" x 14³/₄".

TOP MOUNT ACRYLIC GRAB BAR

- Top Mount Acrylic Grab Bar accommodates several hand positions for ease of accessibility.
- Sold individually and available in white only.
- Check with MTI for placement options and model applications.
- Measures 4" x 9".



MTSB-5040BF

- Designer Collection barrier-free acrylic shower base.
- Features 1⁷/₈" threshold that is designed to be recessed into the floor.
- Three-sided integral tile flange.
- Textured bottom.
- Center drain.
- Includes chrome drain kit.
- 50" x 40¹/₄" x 3¹/₄".





800.783.8827

mtibaths.com



© Copyright 2016 by MTI Baths, Inc.
Modifications Rights Reserved. 1116