



Designer Collection Tubs

Model # 118

# Victoria 4

71.25" x 40.75" x 23"

**GENERAL SPECIFICATIONS:**

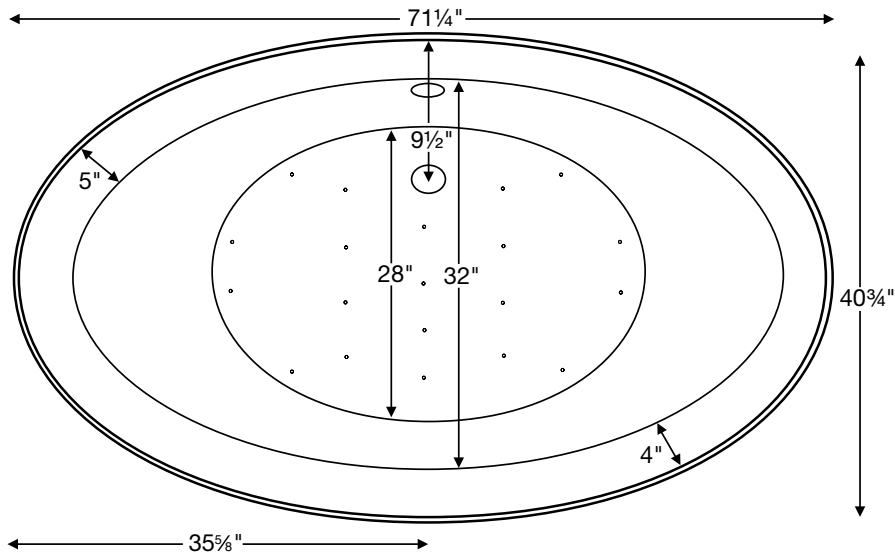
**Material** - Acrylic

**Installation** - Freestanding

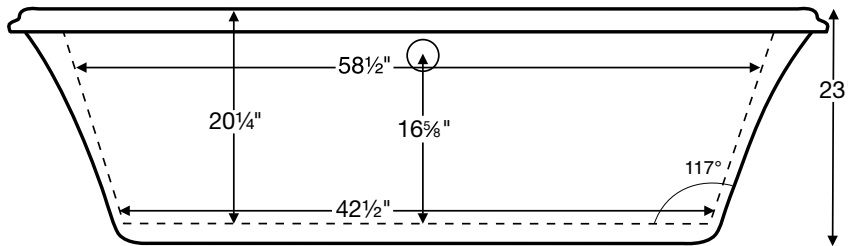
**Soaker Weight** - 175 lbs / 79 kg

**Maximum Fill** - 80 gal to overflow

*NOTE: Filling this tub to the maximum may require an above average size or dedicated water heater.*



Requires use of a wall-mounted or freestanding tub filler. The drain and overflow assembly is concealed between the walls of the tub, eliminating the need for an exposed drain kit. Shown with Air Massage Package.



**ELECTRICAL COMPONENTS & SPECIFICATIONS**

Required Electrical Service - 110 Volt

Hydrotherapy Package	Components Included	GFCI
Air Massage	heated blower	1-15 amp
Air Massage Elite	heated blower, chromatherapy	1-15 amp

For electrical requirements of tub options, see specific options specs  
 CSA Certified C/US; ANSI Z124.1 for plastic tubs and ANSI 112.19.7 for whirlpool components.

**IMPORTANT ORDERING & INSTALLATION INFORMATION:**

- Before ordering or installing, please consider future access to equipment.
- This tub has an extruded area on the drain side with a removable access panel for installation of waste and overflow kit (see image to the right). If the tub is ordered without the removable panel, the extruded area will still be visible and cannot be eliminated. Installation will be more difficult without the access panel.
- When ordering an air bath, the air blower must be remote mounted.
- Radiance placed on floor locations will affect placement of air jets.
- If tub is equipped with Chromatherapy, the control box must be remote mounted.
- Specifications and configurations are subject to change without notice.
- Measurements are ±1/2" and are subject to change without notice.
- Measurements herein supersede all others published prior to publication date shown below.






See the "Designer Collection Tubs Installation & Operation Manual" included with tub delivery or go to: [mtibaths.com/support/installation](http://mtibaths.com/support/installation) for all the information necessary to install and operate the tub.

MTI's Customer Service Department is available Monday-Friday 8am-6pm EST at 800-783-8827 or [customerservice@mtibaths.com](mailto:customerservice@mtibaths.com) to answer any questions pertaining to ordering or installation.

CSA # MTDS-118  
 Effective 010119



Hydrotherapy Packages	Package Contents	Part #	MSRP
 Soaker	Soaking bath - no jets; includes a pre-leveled foam base.	<b>S118</b>	<b>\$4,640</b>
 Air Massage	20 air jets, heated air blower, pre-leveled foam base. Blower and control boxes must be remote located.	<b>AST118</b>	<b>\$7,455</b>
 Air Massage Elite	30 air jets, heated air blower, Chromatherapy LED lighting, Spa Mode, pre-leveled foam base. Blower, control boxes and Spa Mode keypad must be remote located/mounted.	<b>AE118</b>	<b>\$9,185</b>

**Lead Time** - Soakers and Air Bath Packages - 7 business days

### Premium Options

NOTE: part codes for all options listed in parenthesis.

**Radiance** - integrated tub shell heating system (RAD100) **\$1,080**

**Chromatherapy** - Included in some hydrotherapy packages underwater LED lighting (LE) **\$610**

**Stereo H<sub>2</sub>O - Standard System** - includes 4 integrated audio transducers with leads to connect to an external audio source (STEREOH202) **\$1,135**

**Bluetooth System** - integrated Bluetooth system allows you to directly connect to an applicable device (STEREOBT) **\$1,235**

### Standard Options

**Standard Colors:** White (CWH), Bone (CBN), Biscuit (CBS)  
**Color Upgrade:** (COL3) **\$880**, please call for availability of special colors

**Quick Ship** - reduces lead time - please call for availability (QSPRI) **\$380**

**Textured, Slip-Resistant Bottom** - meets ASTM F-462-1994 (TXBTM) **\$75**

**Virtual Spout** - high-flow integrated tub filler (FPMJ) **\$310**

### Accessories & Hardware for All Packages

**Floor-Mounted High-Flow Tub Filler** - two designs available

Contemporary -

Chrome (FILLC) **\$2,055**

Brushed Nickel (FILLBN) **\$2,220**

Traditional -

Chrome (FILLTC) **\$2,055**

Brushed Nickel (FILLTBN) **\$2,220**

**Drain Kits** - other finishes also available

**Toe-Tap with Round Overflow** -

Chrome (WOTTC) **\$285**

Brushed Nickel (WOTTBN) **\$290**

Polished Nickel (WOTTPN) **\$340**

**Cable Driven** -

Chrome (WOCD) **\$315**

Brushed Nickel (WOCDBN) **\$385**

Polished Nickel (WOCDPN) **\$515**

Oil-Rubbed Bronze (WOCDOR) **\$515**

**Lift & Turn** - Chrome (WOC) **\$125**

Brushed Nickel (WOBN) **\$225**

**Concealed Blower Box** -

Oak (BBOAK) **\$920**

Cherry (BBCH) **\$920**

Maple (BBMAP) **\$920**

**Grab Bars** - 9" Curved, set of 2

Acrylic - color-matched with tub

standard colors only (GB) **\$300**

Metal - Chrome (GBMCC), Brushed Nickel (GBMCCBN) **\$330**

**Pillows** - from **\$125** See pillows pricing and specs online.

**Teak Bath Mat** (TK-MAT3018) **\$430** Custom sizes also available.



Inside view of tub.

