



Designer Collection Tubs
Model # 216

Laney 4
72" x 33.75" x 23.5"

GENERAL SPECIFICATIONS:

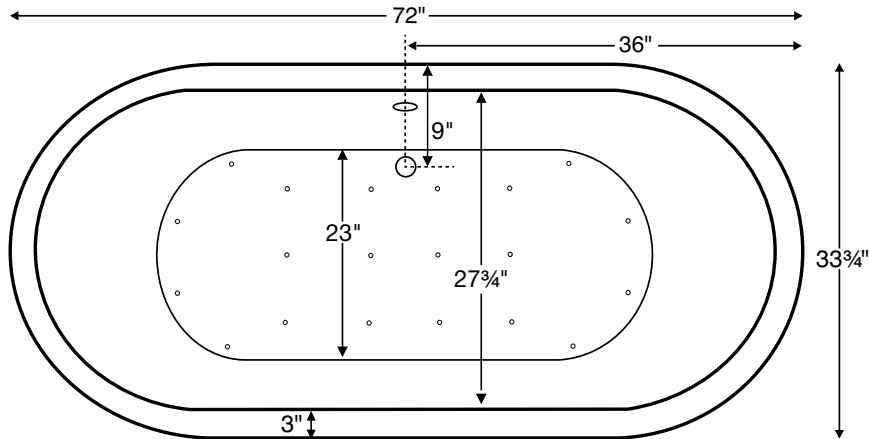
Material - Acrylic

Installation - Freestanding

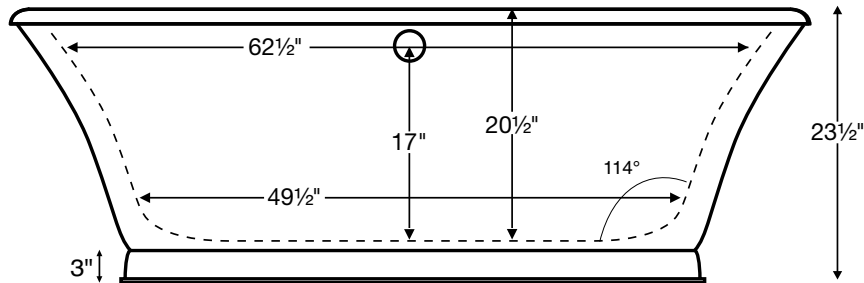
Soaker Weight - 121 lbs / 55 kg

Maximum Fill - 77 gal to overflow

NOTE: Filling this tub to the maximum may require an above average size or dedicated water heater.



Requires use of a wall-mounted or freestanding tub filler. The drain and overflow assembly is concealed between the walls of the tub, eliminating the need for an exposed drain kit. Shown with Air Massage Package.



ELECTRICAL COMPONENTS & SPECIFICATIONS

Required Electrical Service - 110 Volt

Hydrotherapy Package	Components Included	GFCI
Air Massage	heated blower	1-15 amp
Air Massage Elite	heated blower, chromatherapy	1-15 amp

For electrical requirements of tub options, see specific options specs
CSA Certified C/US; ANSI Z124.1 for plastic tubs and ANSI 112.19.7 for whirlpool components.

See the "Designer Collection Tubs Installation & Operation Manual" included with tub delivery or go to: mtibaths.com/support/installation for all the information necessary to install and operate the tub.




MTI's Customer Service Department is available Monday-Friday 8am-6pm EST at 800-783-8827 or customerservice@mtibaths.com to answer any questions pertaining to ordering or installation.

CSA # MTDS-216
Effective 010119

IMPORTANT ORDERING & INSTALLATION INFORMATION:

- Tub features an integrated, non-removable pedestal base.
- Before ordering or installing, please consider future access to equipment.
- Cable drain kit is included for on-site installation.
- When ordering an air bath, the air blower must be remote mounted.
- This freestanding tub comes equipped with an access panel on the drain side (shown to the right) for installation of waste and overflow. If the tub will be viewable from all angles, MTI will upon request eliminate the access panel. Please note, installation will be slightly more difficult.
- Radiance placed on floor locations will affect placement of air jets.
- If tub is equipped with Chromatherapy or Radiance, the control box must be remote mounted.
- Virtual Spout option can only be installed on the drain side of tub.
- Specifications and configurations are subject to change without notice.
- Measurements are $\pm 1/2"$ and are subject to change without notice.
- Measurements herein supersede all others published prior to publication date shown below.



Hydrotherapy Packages	Package Contents	Part #	MSRP
 Soaker	Soaking bath - no jets. Soaking bath - no jets; includes a pre-leveled foam base.	S216	\$5,280
 Air Massage	20 air jets, heated air blower, pre-leveled foam base. Blower and control boxes must be remote located.	AST216	\$8,095
 Air Massage Elite	30 air jets, heated air blower, Chromatherapy LED lighting, Spa Mode, pre-leveled foam base. Blower and control boxes must be remote located.	AE216	\$9,825

Lead Time - Soakers and Air Bath Packages - 7 business days

Premium Options

NOTE: part codes for all options listed in parenthesis.

Radiance - integrated tub shell heating system (RAD100) \$1,080
Chromatherapy - Included in some hydrotherapy packages underwater LED lighting (LE) \$610
Stereo H₂O - Standard System - includes 4 integrated audio transducers with leads to connect to an external audio source (STEREOH202) \$1,135 Bluetooth System - integrated Bluetooth system allows you to directly connect to an applicable device (STEREOBT) \$1,235

Standard Options

Standard Colors: White (CWH), Bone (CBN), Biscuit (CBS) Color Upgrade: (COL3) \$880 , please call for availability of special colors
Quick Ship - reduces lead time - please call for availability (QSPRI) \$380
Textured, Slip-Resistant Bottom - meets ASTM F-462-1994 (TXBTM) \$75
Virtual Spout - high-flow integrated tub filler (FPMJ) \$310

Accessories & Hardware for All Packages

Floor-Mounted High-Flow Tub Filler - two designs available Contemporary - Chrome (FILLC) \$2,055 Brushed Nickel (FILLBN) \$2,220 Traditional - Chrome (FILLTC) \$2,055 Brushed Nickel (FILLTBN) \$2,220
Drain Kits - other finishes also available Cable Driven - Chrome (WOCD) \$315 Brushed Nickel (WOCDBN) \$385 Polished Nickel (WOCDPN) \$515 Oil-Rubbed Bronze (WOCBOR) \$515
Decorative Towel Bar - Chrome (CHTOWEL) \$520 Brushed Nickel (BNTOWEL) \$520
Concealed Blower Box - Oak (BBOAK) \$920 Cherry (BBCH) \$920 Maple (BBMAP) \$920
Grab Bars - 9" Curved, set of 2 Acrylic - color-matched with tub standard colors only (GB) \$300 Metal - Chrome (GBMCC), Brushed Nickel (GBMCCBN) \$330
Pillows - from \$125 See pillows pricing and specs online.
Teak Bath Mat (TK-MAT3018) \$430 Custom sizes also available.



Inside view of tub.

